

BE PREPARED

BUILD A KIT

Plan to be on your own for at least 7-10 days



Water
(1gallon per person,
per day)



Food
(non- perishable)



Medications



Medical
equipment



First aid kit



Can opener



Radio



Flashlight



Personal hygiene
items



Tools



Pet supplies



Small bills



Toilet paper



Identification
& important
documents



Sturdy shoes



Extra batteries



Warm clothes



Fire extinguisher



! Keep a 7-10 day kit at home — also have smaller kits in your vehicle and at work

BE PREPARED

MAKE A PLAN

Determine a meeting place in case you have to leave your home



LEARN ABOUT DISASTER PLANS FOR

Your work

Your children's school

Your medical and/or transportation provider

Other places where your family spends time



Sign up for emergency alerts and notifications at

alert.seattle.gov



Know what hazards your home is vulnerable to by visiting

seattle.gov/hazardexplorer

DEVELOP A COMMUNICATIONS PLAN



Write down emergency contact information



Texts are more likely to go through



Have an extra cell phone charger and batteries



An out-of-area contact can serve as a relay point for family communication


HELP EACH OTHER

Know how you'll help people and pets who normally rely on you



Form a Seattle Neighborhoods Actively Prepare (SNAP) group

seattle.gov/snap



View the Seattle Neighborlink map to connect with your Community Emergency Hub

seattle.gov/emergency




Attend free disaster skills workshops offered by Seattle Emergency Management and learn basic survival skills

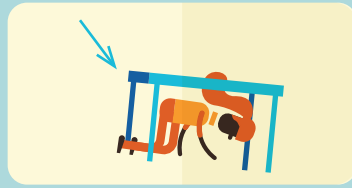
See the calendar of upcoming events at seattle.gov/emergency

WHAT TO DO DURING AN EARTHQUAKE

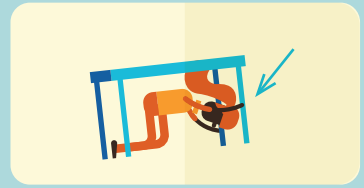
DURING THE SHAKING



DROP



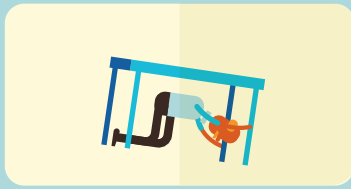
COVER




AND HOLD ON

If there is no table around, get lower than the other furniture.

THINK



BENEATH



BESIDE



BETWEEN

AFTER THE SHAKING

CHECK YOUR HOME:



For structural damage



Shut off the water at the main house valve



Shut off natural gas if you



Check for injuries and apply basic first aid



Help your neighbors



Smell natural gas



Hear hissing



See the dial spinning



FOR MORE INFORMATION



AlertSeattle messages



Local television



Your closest Community Emergency Hub



Emergency radio stations

AM 710 • AM 1000

FM 94.9 • FM 97.3 • FM 97.7



Twitter @CityofSeattle @alertseattle